

LW34/LW34L LED Linear Light



Products description and application

LW34 series LED lights are mainly used as the indoor and outdoor lighting for port equipment; it also can be used as auxiliary lighting in the harsh environment (waterproof, anti-corrosion and anti-vibration fields).

Standard: IEC60598-1/IEC60068-2/IEC60529/IEC62262/EN55015



Features

- Soft light beam, PC grain housing makes the light beam softly, to protect eyes.
- Long life, energy saving and environmental protection.
- Constant-current drive, long-term stable operation without maintenance.
- Protect eyesight to prevent fatigue: no flicker, not easy to produce visual fatigue during long-term work.
- Lightweight design, full PC material, corrosion resistance, anti-aging properties.
- Simple installation, excellent anti-vibration effect.

General Specifications

Electrical		Mechanical	
Rated voltage	AC230V \pm 10%/AC120-277V / DC12-24V	Body material	PC
Frequency	50Hz/60Hz	Cover material	PC
Rated power	18W/36W/15W	IP rate	IEC60529 IP65
PF	\rightarrow 0.9	Anti-vibration	IEC60068-2-6 5G
EMC	IEC61000-4-2 CLASS 4	Anti-corrosion	ISO9227 720H
	IEC61000-4-3 CLASS 3	Body color	White
	IEC61000-4-4 CLASS 4	Weight	0.7kg/1.2kg
	IEC61000-4-5 CLASS 4	Mount	M6 stainless steel bolt
	IEC61000-4-6 CLASS 3	Working temperature	Ta -20 $^{\circ}$ C ~ +55 $^{\circ}$ C
	EN55015		
Connect	Lead wire		
Photometric			
LEDs lifetime	\geq 50000h	Luminous Efficiency	105 ~115 lm/W
Color temperature	Cold white:5000-6000K 4000K		

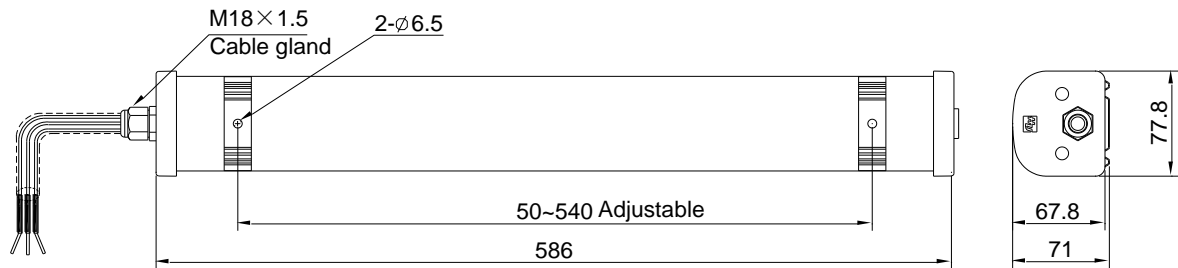
LW34/LW34L LED Linear Light



Mounting dimensions

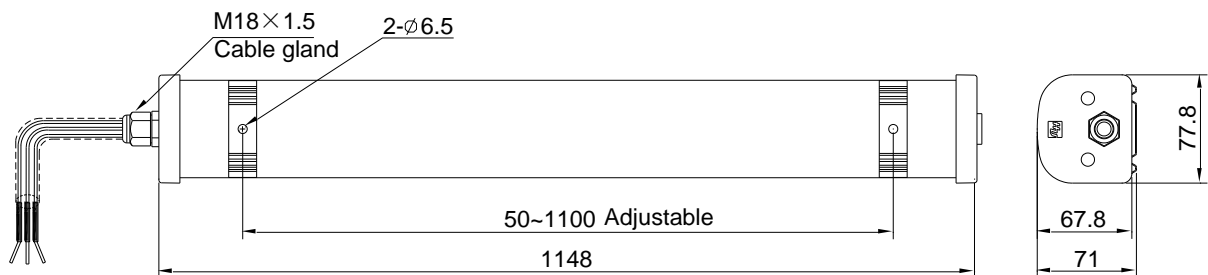
1. LW34 Installation dimension drawing

Unit (mm)



2. LW34L Installation dimension drawing

Unit (mm)




Installation and commissioning process:

1. Take out the mounting feet from the fittings and drill the holes on the mounting platform according to the required site distance. Ensure that the two mounting holes are on the same straight line. Install the two mounting feet with M6 screws on Work plane.



2. Align the lamp with the two sides of the mounting foot, then hard press. the lamp is installed when you hear the "click".

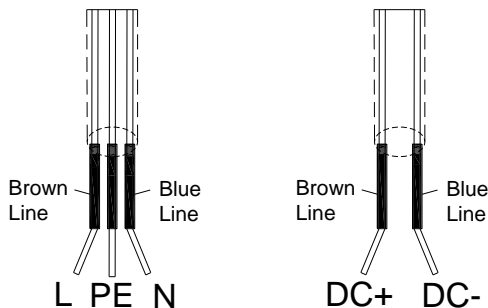


3. Connect to the wiring terminal according to the wiring diagram instructions.

LW34/LW34L LED Linear Light



Wiring diagram



Note:

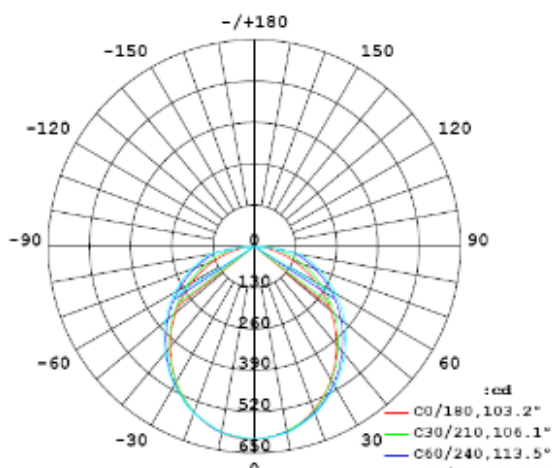
1. Ensure that the power supply voltage matches the rated voltage of the lamp.
2. Check cable color and identification correctly when wiring.
3. The product protection grade is IP65, and there must be a junction box when in use, and the protection level of the junction box cannot be lower than IP65.

Wiring diagram

Notice

1. Ensure that the supply voltage matches the rated voltage of the fixture.
2. The product adopts PC material components (such as lampshade, shell), and can not be directly or indirectly contacted with organic solvents such as industrial alcohol, banana oil, isopropyl alcohol, carbon tetrachloride, cyclohexanone, etc., otherwise it will be eroded and cracked.
3. The storage environment requirements: temperature at $-40^{\circ}\text{C} \sim 65^{\circ}\text{C}$, humidity (45% ~ 75% RH).
4. Fixture should avoid contact with corrosive substances and should be kept away from fire and heat sources.
5. This product is a sealed structure, non-professional maintenance personnel is not allowed to disassemble. Once found, the warranty will be ineffective.
6. Do not open any part of the lamp body while the product is working to prevent danger.

Light distribution pattern



LW34/LW34L LED Linear Light



How to Order							
P/N	Model	Power	Voltage	Luminous flux	Light effect	Mechanical installation	other
1000356-00 1	LW34	18W	AC230V± 10%	Cold white: 1800lm	105 lm/W	Spring steel, Lead wire	
1000356-00 3	LW34	18W	AC230V± 10%	Cold white: 1800lm	105 lm/W	Spring steel, Lead wire	
1000356-00 4	LW34	15W	DC12V-24 V	Cold white: 1500lm	105 lm/W	Spring steel, Lead wire	
1000385-00 1	LW34 L	36W	AC230V± 10%	Cold white: 3800lm	115 lm/W	Spring steel, Lead wire	
1000385-00 2	LW34 L	36W	DC12V-24 V	Cold white: 3800lm	115 lm/W	Spring steel, Lead wire	
1000385-00 3	LW34 L	36W	120V-277V AC	Cold white: 3800lm	115 lm/W	Spring steel, Lead wire	
1000385-00 4	LW34 L	36W	AC230V± 10%	Cold white: 3800lm	115 lm/W	Spring steel, Lead wire	Lead wire diameter 2.5mm ²

Thanks for choosing our products, NANHUA Electronics is the professional brand of signal transmission and high quality industrial lighting which is trusted and loved by global users from various industries. Read and understand these instructions completely and carefully. Wrong installation and operation may lead to fires, electric shock, and others. Due to our continued efforts to improve our products, product specifications are subject to change without notice. ©NANHUA Electronics Co., Ltd. All rights reserved. www.nanhua.com