

ZD203

Power Supply Cabinet



Products description and application



For marking Towers (Telecom, GSM), Smokestacks (heat-engine plant, coking plant, chemical plant etc), Buildings, Port machinery, Construction machinery, wind power generator etc for air traffic warning. Power supply for NANHUA medium intensity aviation obstruction light type A.

Features

- Adopt industry-standard design, Fully adapt to the tough industrial environment
- With alarm output function, when any light in failure, fault alarm signal will become to the dry contact (relay / no power source) output;
- On-off power inside, supply stable DC power, It has short circuit protection / overload protection / over voltage protection / anti connection protection function.

Main Specifications

Electric specifications		Parameter specifications	
Input voltage	AC100-240V ¹	Cabinet material	Cold rolled plate with power spray
Output voltage	DC48V	color	grey (RAL7038) ●
Frequency	50Hz/60Hz	Storage temperature	Ta-20 °C~+60 °C ²
Rated power consumption	1500W	Operating temperature	Ta-20 °C~+55 °C ³
Surge/lightning protection	IEC61000-4-5 L- L 3kV IEC61000-4-5 L-G 6kV	IP Rate	IEC60529 IP65
Electrostatic discharge	IEC61000-4-2 air discharge 4kV IEC61000-4-2 connect discharge 8kV	Weight	12kg
EMC	SAE Class 2		

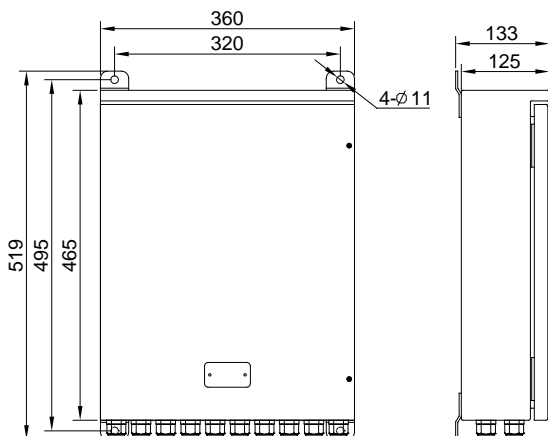
1. The specific voltage is based on the order: AC100~240V/AC100~120V/AC200~240V

2. The specific storage temperature can consult custom

3. The specific Operating temperature can consult custom

Mounting dimensions

Measurement:MM



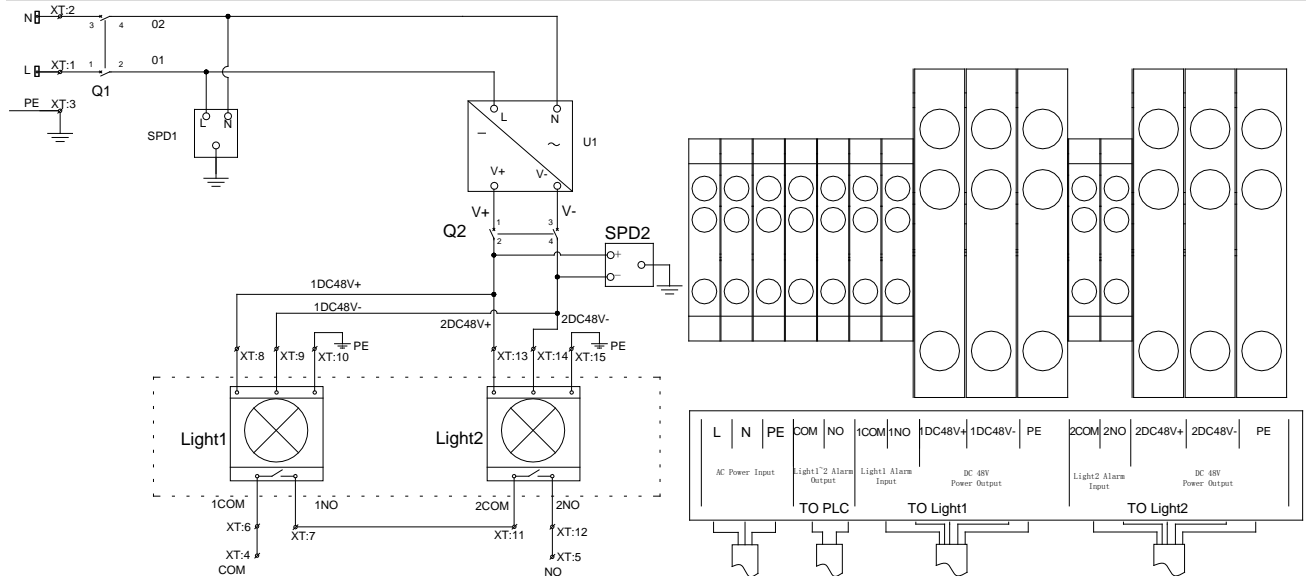
Installation and operation

- Please choose the installation plane or mounting bracket with sufficient strength; the installation position should ensure that there will be enough space to open the control box normally.
- Fix the control box in the mounting plane or bracket with 4 sets of screws (M10 screws, flat cushions, pads, M10 nuts).
- Note: please use stainless steel screws to ensure the fixed strength.
- Access the power cord from the waterproof joint of the box. And then according to the signs inside the box, Or reference to the wiring diagram which is on the back of the box door, press the wire into the spring terminal with a small flathead screwdriver; after the line is connected, the waterproof joint is tightened to ensure the sealing property.
- Ensure that the input voltage is in accordance with the rated voltage.
- Please refer to the label below the inner terminal of the chassis.
- Storage temperature range: -20 C ~60 C;
- Please do not close the circuit breaker when the electricity is connected, and the circuit breaker can be closed after the in(out) put connection is completed.
- When the product is in operation, please do not contact with the live parts to prevent the occurrence of danger.

ZD203 Power Supply Cabinet



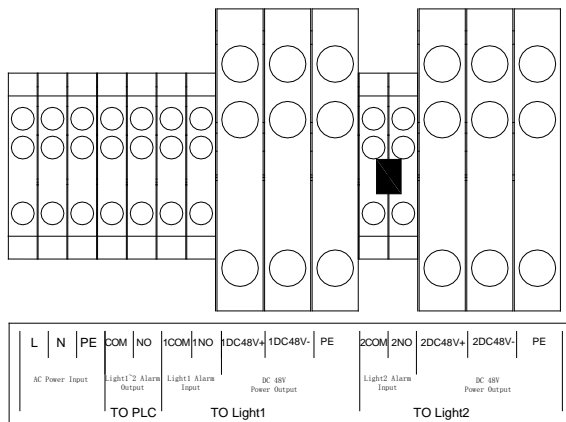

Wiring diagram



lamp fault alarm definition :

Light1 ~ 2 lamp fault alarm definition: Normal work is closed, fault or disconnected when power is off (Light1 fault alarm and Light2 fault alarm in series, COM, NO alarm output)

Light1 lamp fault alarm definition: when connect one lamp, use terminal access short films short circuit 2COM and 2NO, if not shorted, the lamp fails cannot alarm output.



Terminal access short films

Explain

Q1 : AC circuit breaker

SPD1 : AC SPD

SPD2 : DC SPD

Q2 : DC circuit breaker

U1 : Switching Mode Power Supply

Order number

Product Code	Model	Input voltage	Power consumption
1000345-001	ZD203	AC200-240V	1500W
1000345-003	ZD203	AC100-240V	1500W

Thank you for using our products. NANHUA, as signal transmission and high quality professional lighting industry brand , We highly enjoy sectors of the user's trust and love around the world. Please be sure to correctly use our product on the basis of reading and understanding the instructions. The wrong installation and use may cause fire, electric shock and other hazards. For product improvement, specifications the change in style and without notice may change, please understand. Nanhua Electronics Co., Ltd. all rights reserved. Shanghai Nanhua electronic Co., Ltd. All rights reserved. www.nanhua.com